


4-2013

# Female Superintendents by Locale

Theodore J. Kowalski

*University of Dayton*, tkowalski1@udayton.edu

Follow this and additional works at: [https://ecommons.udayton.edu/eda\\_fac\\_pub](https://ecommons.udayton.edu/eda_fac_pub)

 Part of the [Educational Assessment, Evaluation, and Research Commons](#), [Educational Leadership Commons](#), [Education Economics Commons](#), [Elementary and Middle and Secondary Education Administration Commons](#), [Higher Education Administration Commons](#), [Other Educational Administration and Supervision Commons](#), [Special Education Administration Commons](#), and the [Urban Education Commons](#)

---

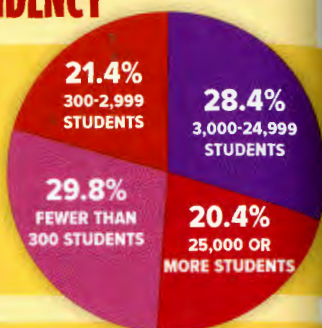
## eCommons Citation

Kowalski, Theodore J., "Female Superintendents by Locale" (2013). *Educational Leadership Faculty Publications*. 31.  
[https://ecommons.udayton.edu/eda\\_fac\\_pub/31](https://ecommons.udayton.edu/eda_fac_pub/31)

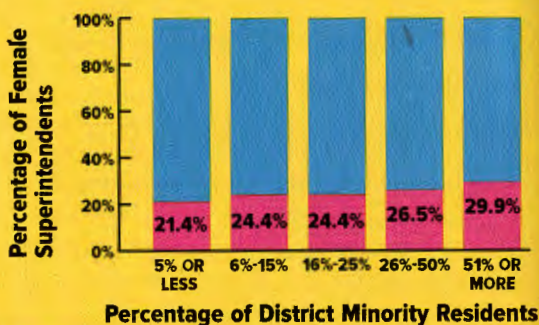
This Article is brought to you for free and open access by the Department of Educational Leadership at eCommons. It has been accepted for inclusion in Educational Leadership Faculty Publications by an authorized administrator of eCommons. For more information, please contact [frice1@udayton.edu](mailto:frice1@udayton.edu), [mschlangen1@udayton.edu](mailto:mschlangen1@udayton.edu).

# STATE OF THE SUPERINTENDENCY

## Female Superintendents by District Enrollment



## Female Superintendents by District Diversity



## Female Superintendents by Locale

**THE MOST RECENT AASA DECENNIAL STUDY** of the superintendency reveals the growing presence of female superintendents (24.1 percent nationwide) has not been affected by either district enrollment or the level of a school district's racial or ethnic diversity.

Across four district enrollment categories, the range of female representation was 20.4 percent (in the largest districts) to 29.8 percent (in the smallest districts). By comparison, females accounted for 17.7 percent of very small-district superintendents and just 5.4 percent of the largest-district superintendents a decade earlier.

Across five district diversity categories, the range of representation was 21.4 percent (in low-diversity districts) to 29.9 percent (in highly diverse districts).

**SOURCE OF DATA: "THE AMERICAN SCHOOL SUPERINTENDENT: 2010 DECENNIAL STUDY" (2011) PUBLISHED BY ROWMAN & LITTLEFIELD EDUCATION AND CO-SPONSORED BY AASA AND PEARSON. ANALYSIS BY THEODORE J. KOWALSKI, STUDY LEAD AUTHOR AND PROFESSOR OF EDUCATIONAL ADMINISTRATION, UNIVERSITY OF DAYTON.**